

TECHNICAL REQUIREMENTS FOR PRINTING VISIT GENERAL



KOPIRKA

Photo & Copy Shop

Digital visit cards printing

8 (495) 660-36-00

kopirka.ru

90 x 50 mm (standard)

KOPIRKA

Photo & Copy Shop

Digital visit cards printing

8 (495) 660-36-00

kopirka.ru

85 x 55 mm (euro standard)

READY-SIZED VISITS:

90 x 50 mm (standard)

85 x 55 mm (euro standard)

ACCEPTED FILES FROM CLIENTS:

ARTWORK PROOFS

Corel Draw (.cdr) --
favorably

Adobe Acrobat (PDF)

Adobe Illustrator (EPS)

JPEG (quality at least 300dpi)*

** warn the client that if you have jpeg layout, the quality of the visit card will still not be high, thus, a vector layout with the highest image quality is always preferred*

FILES IN THE FOLLOWING PROGRAM ARE SENT FOR PRODUCTION:

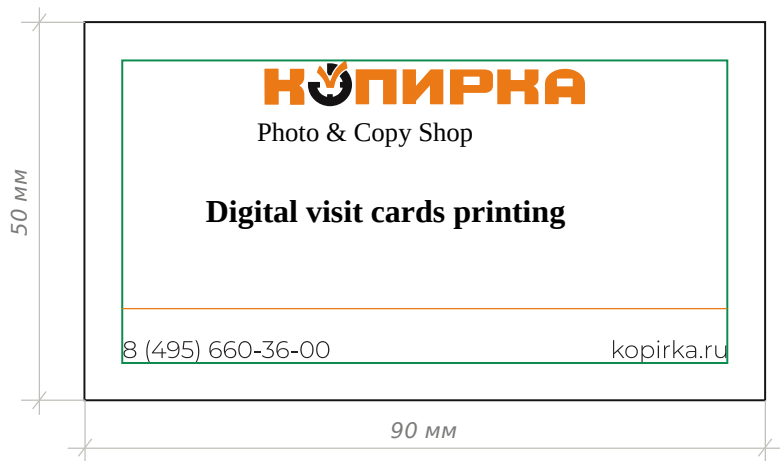
Corel Draw no higher than 16th version (.cdr)

TECHNICAL REQUIREMENTS FOR DIGITAL PRINTING OF VISIT

RULES OF LAYOUT SETTING WHICH DOES NOT HAVE FILLING / IMAGES / OBJECTS IN THE EDGE



Green frame - safe field 80x40 mm



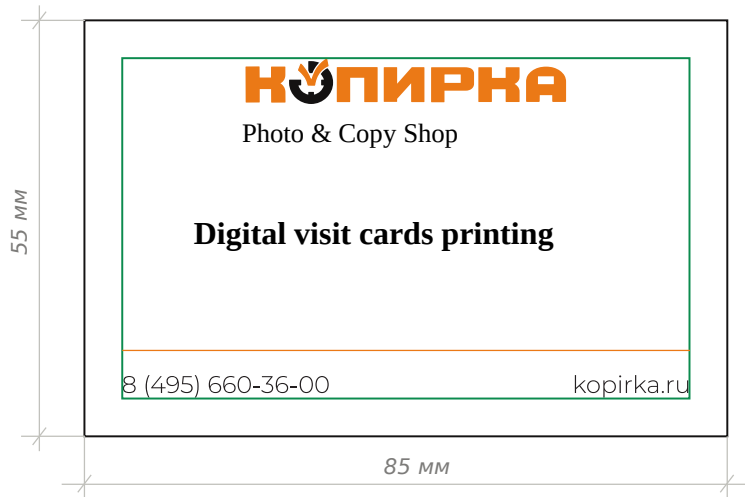
Ready visit card size 90x50 mm

(send to production in this form)



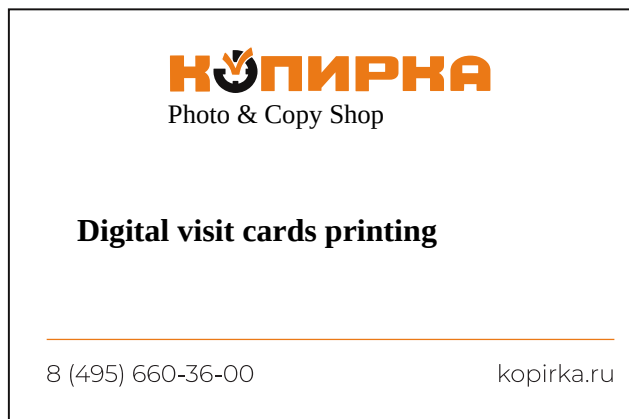
90 x 50 мм (стандарт)

Green frame - safe field 75x45 mm



Готовый размер визитки 85x55мм

(в таком виде высылайте на производство)



85 x 55 мм (euro standard)

LAYOUT IS GIVEN INTO PRODUCTION UNDER THE FOLLOWING RULES:

1. Fonts must be converted to curved objects
2. Raster images should be at least 300dpi, in case the image is of lower resolution, the print result will be of poor quality.
3. All text information should not go beyond the safe area: 80x40 mm or 75x45 mm (green frame).

Before sending, please remove it, leaving only the outer frame 90x50 mm (standard) or 85x55 mm (European standard)

Layout is given to production only after written confirmation from the client, even if the layout was provided by the client.

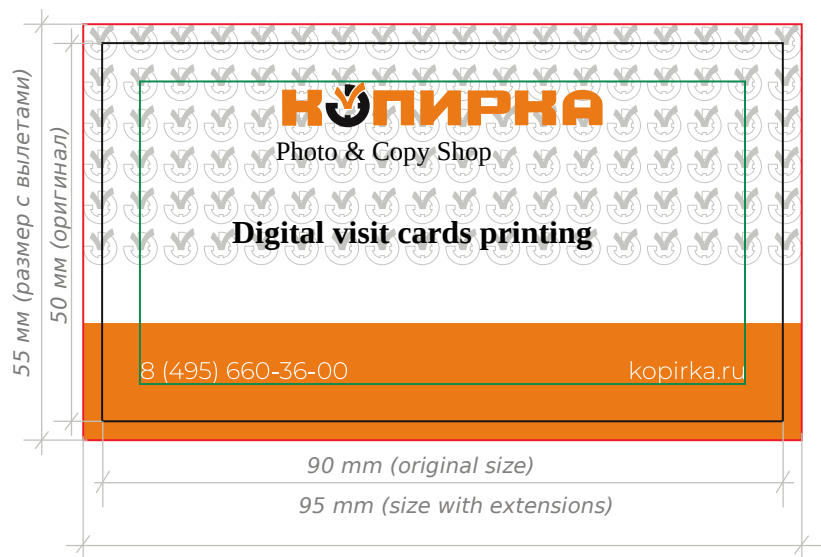
TECHNICAL REQUIREMENTS FOR DIGITAL PRINTING OF VISIT

RULES OF STANDARD BUSINESS CARD LAYOUT 90x50 mm, WHICH HAS FILLING / IMAGES / OBJECTS IN THE EDGE



Cutting size of visit card 95x55 mm

(send to production in this form)



LAYOUT IS GIVEN INTO PRODUCTION UNDER THE FOLLOWING RULES:

1. Fonts must be converted to curved objects
2. Raster images must be at least 300dp.
3. Text information should not go beyond a safe area of 80x40 mm (green frame), before sending, delete it, leaving only a 90x50 mm frame (actual size of visit card)
4. If the layout has a fill / image / object to the edge, ALWAYS make extensions - 5 mm (2.5 mm on each side), send the final layout taking into account these extensions, but deleting the red frame, leaving only the black frame 90x50 mm

Layout is given to production only after written confirmation from the client, even if the layout was provided by the client

! AT THE PRESENCE OF GRAY FILLING, COLOR SHOULD NOT BE MORE THAN 40%

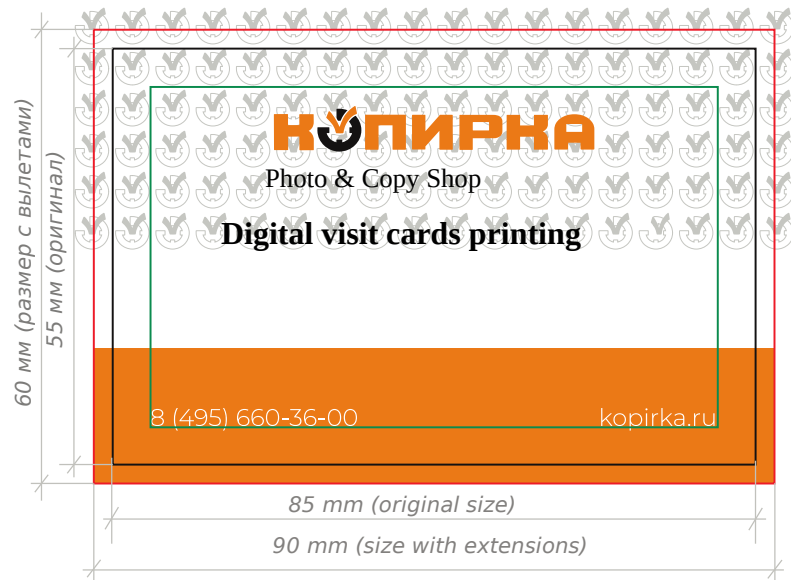
TECHNICAL REQUIREMENTS FOR DIGITAL PRINTING OF VISIT

RULES OF STANDARD BUSINESS CARD LAYOUT 90x50 mm, WHICH HAS FILLING / IMAGES / OBJECTS IN THE EDGE



Cutting size of visit card 95x55 mm

(send to production in this form)



LAYOUT IS GIVEN INTO PRODUCTION UNDER THE FOLLOWING RULES:

1. Fonts must be converted to curved objects
2. Raster images must be at least 300dp.
3. Text information should not go beyond a safe area of 75x45 mm (green frame), before sending, delete it, leaving only a 85x55 mm frame (actual size of visit card)
4. If the layout has a fill / image / object to the edge, ALWAYS make extensions - 5 mm (2.5 mm on each side), send the final layout taking into account these extensions, but deleting the red frame, leaving only the black frame 85x55 mm

Layout is given to production only after written confirmation from the client, even if the layout was provided by the client

! AT THE PRESENCE OF GRAY FILLING, COLOR SHOULD NOT BE MORE THAN 40%